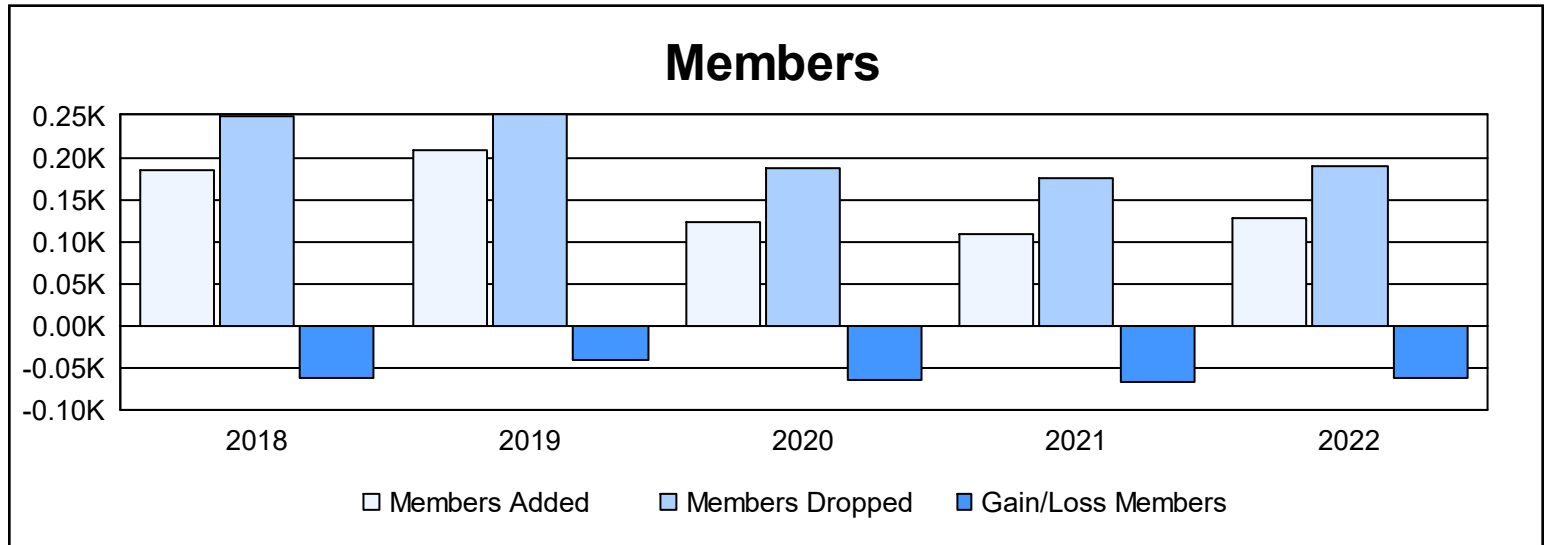
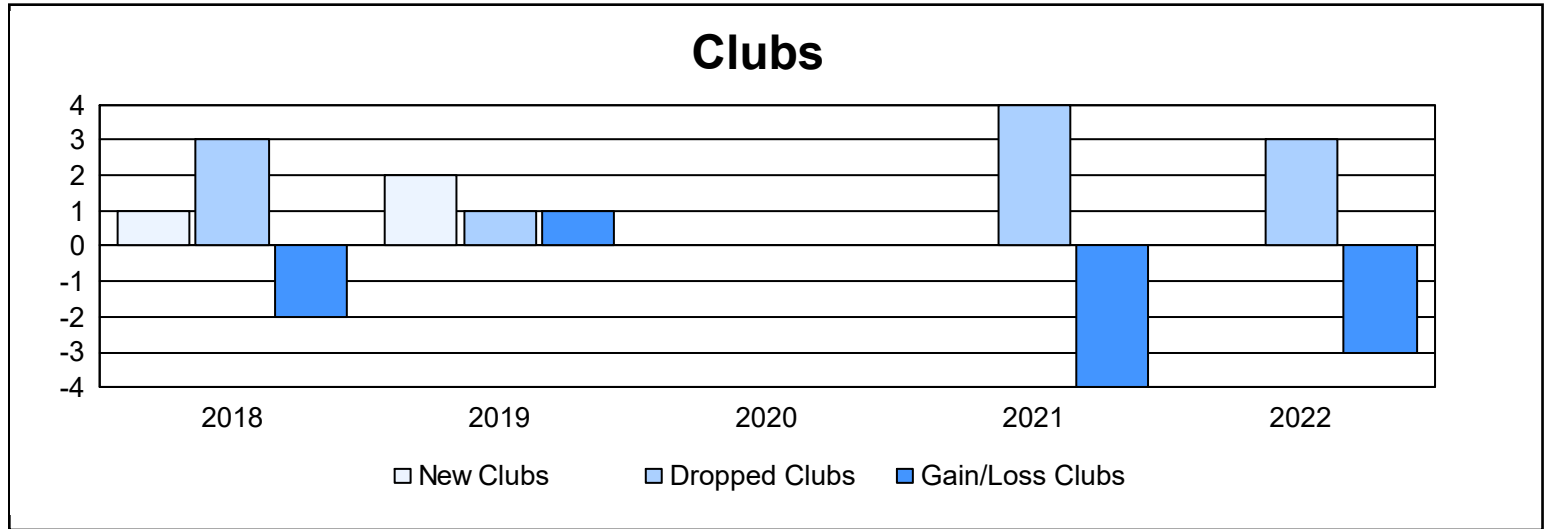
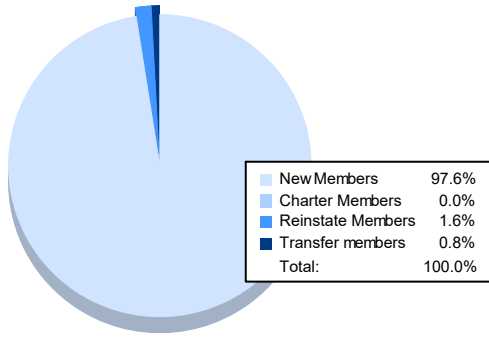


| Year           | New Clubs | Dropped Clubs | Gain/ Loss Clubs | New Members | Charter Members | Reinstate Members | Transfer Members | Total Member Added | Total Members Dropped | Gain/ Loss Members |
|----------------|-----------|---------------|------------------|-------------|-----------------|-------------------|------------------|--------------------|-----------------------|--------------------|
| 2017-2018      | 1         | 3             | -2               | 147         | 27              | 4                 | 7                | 185                | 248                   | -63                |
| 2018-2019      | 2         | 1             | 1                | 143         | 54              | 1                 | 11               | 209                | 250                   | -41                |
| 2019-2020      | 0         | 0             | 0                | 111         | 0               | 3                 | 8                | 122                | 186                   | -64                |
| 2020-2021      | 0         | 4             | -4               | 94          | 2               | 1                 | 11               | 108                | 176                   | -68                |
| 2021-2022      | 0         | 3             | -3               | 124         | 0               | 2                 | 1                | 127                | 190                   | -63                |
| <b>Average</b> | <b>1</b>  | <b>2</b>      | <b>-2</b>        | <b>124</b>  | <b>17</b>       | <b>2</b>          | <b>8</b>         | <b>150</b>         | <b>210</b>            | <b>-60</b>         |



### Membership Composition June 2022 Cumulative



### Gender Composition June 2022 Cumulative

